

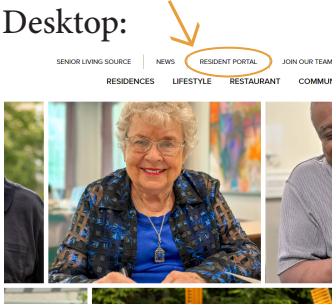
# READY TO USE THE PAYMENT PORTAL?

*Follow these steps to get started!*

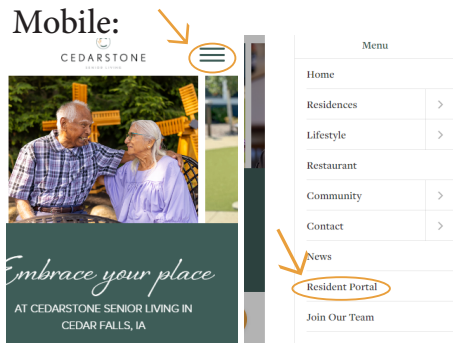
**Step 1:** With your invoice handy, go to [www.CedarStoneSeniorLiving.com](http://www.CedarStoneSeniorLiving.com)  
First click on the “Resident Portal” Button

**Step 2:** Click the “Payment Portal” button to “Login”, “Quick pay”, or “Sign Up”.

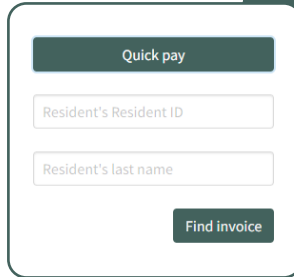

Desktop:



Mobile:

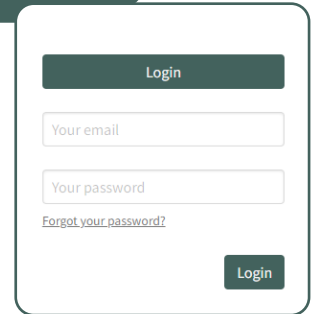


**Step 3:** Choose the appropriate prompt to either Quick pay, Login, or Sign up.



Use your surname and Resident ID to **Quick Pay**

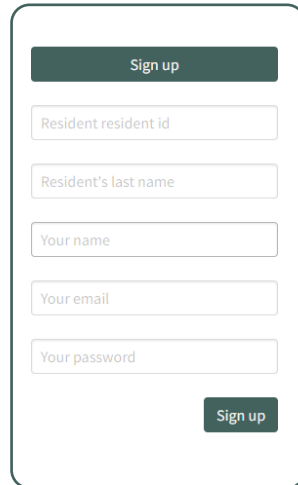
**Login** using your email and password to access your account



Need some help? Use these handy prompts beneath the options in Resident Portal to help!

*Quick tip!*

**Trouble logging in?**  
[Forgot your password?](#)  
[Didn't receive confirmation instructions?](#)  
[Didn't receive unlock instructions?](#)



If this is your first visit and you've yet to create an account, click **Sign Up** and fill out the prompts.